

# SIMONE LIVING



EQ3

# SIMONE – LIVING

## DESCRIPTION

Add a classic mid-century aesthetic to your home with the refined proportions and softened curves of the Simone collection.

## FAQ

- Changes in temperature and humidity may cause cracks to appear on the solid walnut but will not compromise the structural integrity of the product.
- Please clean with a warm damp cloth.
- Weight restrictions - 120 lbs.
- Assembly is required.
- Tops are made in Malaysia.
- Bases are made in China.

## TABLE TOP OPTIONS



WALNUT

## TABLE BASE OPTIONS



BLACK

## SHIPPING

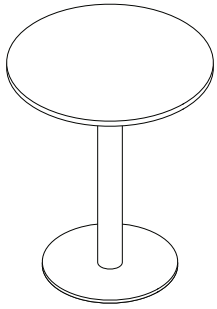
All in stock large furniture items (dressers, upholstery, etc.) will be delivered by freight using EQ3's logistical partner. Delivery timelines will vary depending on your location, however, please allow a minimum of 2-4 weeks for in-stock large furniture items delivery.

Our delivery partner will contact you to set up an appointment (date and time) to deliver your order.

## WARRANTY

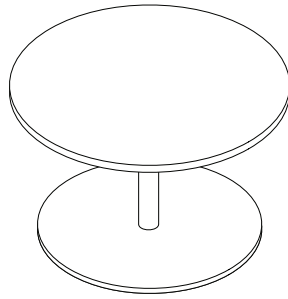
One (1) year warranty against material and workmanship's defects. View complete EQ3 Caseloads Warranty.

# SIMONE – LIVING



END TABLE

18" w × 18" d × 19" h  
3020-026, 076-1, 4, 13-A, B

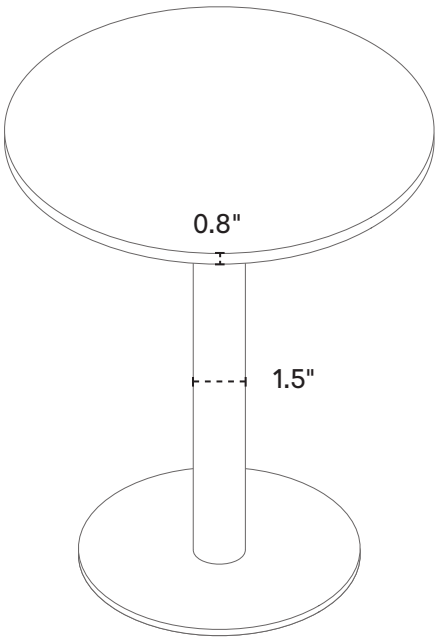
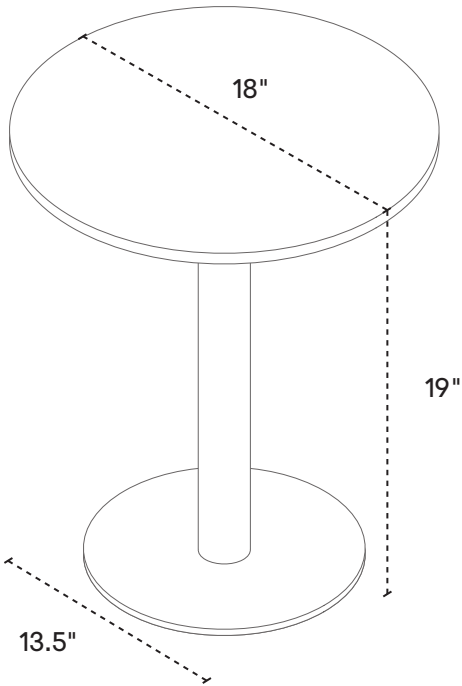


COFFEE TABLE

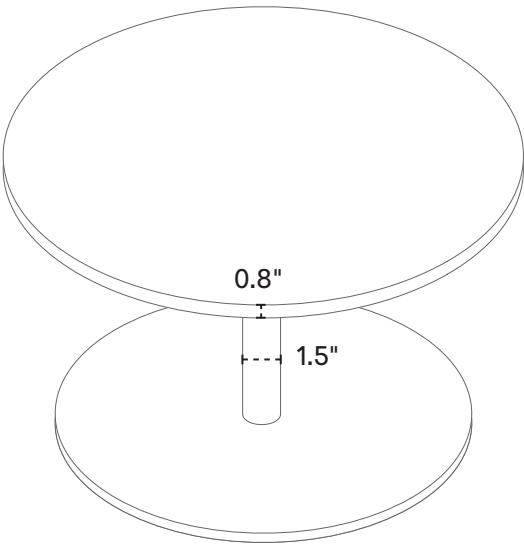
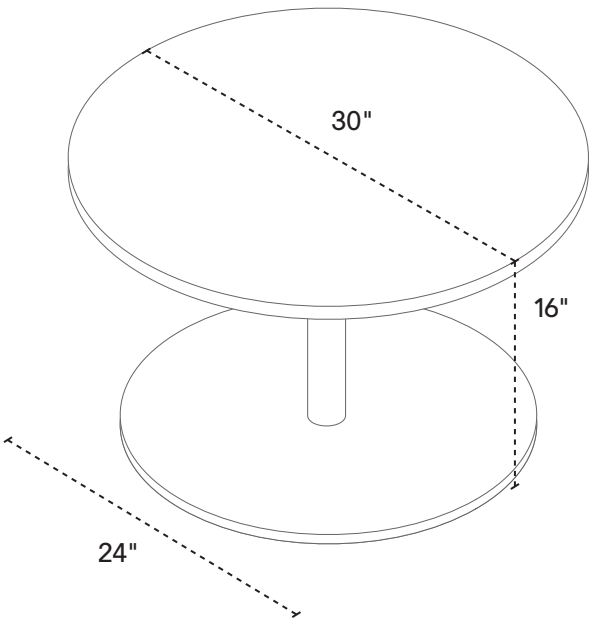
Round 30"  
30" w × 30" d × 16" h  
3020-355, 397-4, 13-A, B

Round 36"  
36" w × 36" d × 16" h  
3020-357, 397-4, 13-A, B

# END TABLE



# 30" COFFEE TABLE



# 36" COFFEE TABLE

